

Fund Fact Sheet | 29 November 2024

REKSA DANA INDEKS BNI AM PEFINDO I-GRADE Kelas R1

Index Fund

| | |
|-------------------------|--|
| Effective Date | 14-Sep-23 |
| Effective Letter | S-2630/PM.02/2023 |
| Launch Date | 1-Apr-24 |
| Type | Index Fund |
| NAV/Unit | 869.30 |
| Total NAV | 1,087,601,163 |
| Total NAV (All Classes) | 6,237,312,750 |
| Currency | Rupiah |
| Minimum Investment | Rp10,000 |
| Total Units Offered | 5,000,000,000 |
| NAV Calculation | Daily |
| Subscription Fees | Max. 2% |
| Redemption Fees | Max. 2% |
| Switching Fees | Max. 2% |
| Management Fees | Max. 3% p.a. |
| Custodian Fees | Max. 0.25% p.a. |
| ISIN Code | IDN000515400 |
| Mutual Fund Ownership | Can be accessed from https://akses.ksei.co.id |

Main Risks

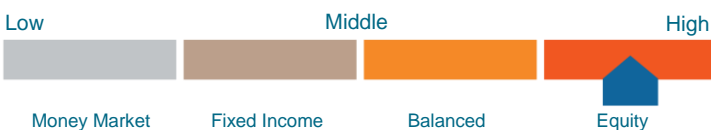
- Changing economic and political condition risks
- Default risks
- Liquidity risks
- Volatility risks
- Full closures risks
- Currency risks

Risk Profile

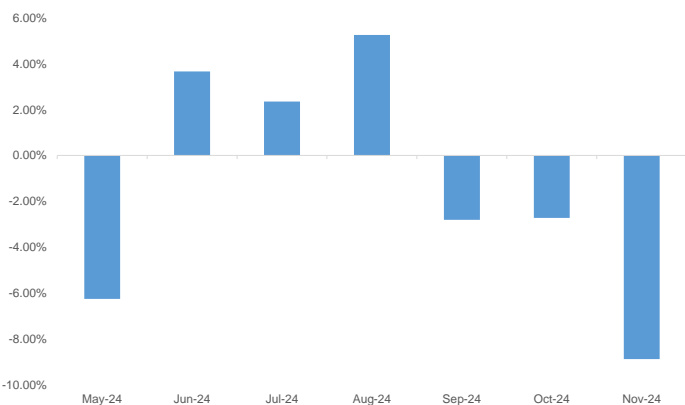
- Risk level

High

Risk Classification



Monthly Fund Performance in The Last 5 Years



Mutual Fund Performance

Date: 29-Nov-24

| Performance | YTD | 1 Mo | 3 Mo | 6 Mo | 1 Yr | 3 Yr | 5 Yr | Since Inception |
|-------------|--------|--------|---------|--------|------|------|------|-----------------|
| Mutual Fund | -8.88% | -8.88% | -13.85% | -3.80% | | | | -13.07% |
| Benchmark* | -8.69% | -8.69% | -12.97% | -2.06% | | | | -11.97% |

| | Month | Return |
|-------------|--------|--------|
| Best month | Aug-24 | 5.25% |
| Worst month | Nov-24 | -8.88% |

*Benchmark: Pefindo I-Grade Index

In accordance with OJK regulations, proof of confirmation of purchase, transfer, redemption transactions is valid proof of Unit Penyertaan ownership, which is issued by the Custodian Bank which can be viewed via the <https://akses.ksei.co.id> page.

Disclaimer:

INVESTMENT THROUGH MUTUAL FUNDS CONTAINS RISK. BEFORE DECIDING TO INVEST, PROSPECTIVE INVESTORS MUST READ AND UNDERSTAND THE PROSPECTUS. PAST PERFORMANCE DOES NOT GUARANTEE/REFLECT PERFORMANCE INDICATIONS IN THE TIME TO COME. OTORITAS JASA KEUANGAN DOES NOT GIVE A STATEMENT TO APPROVE OR NOT APPROVE THIS FUND, AND DOES NOT GIVE A STATEMENT ABOUT THE TRUTH OR ADEQUACY OF THIS FUND'S PROSPECTUS. EVERY STATEMENT THAT CONTRADICT THE PREVIOUS STATEMENTS IS A LAW VIOLATION. Mutual Funds are not part of third party deposits on Banks and are not included in the scope of the object of the deposit insurance program by Lembaga Penjamin Simpanan. Mutual funds are Capital Market products and not products issued by Sales/Banking Agents. An Investment Fund Selling Agent is not responsible for the demands and risks of managing the portfolio of mutual funds carried out by the Investment Manager. This product information summary does not replace the Mutual Fund Prospectus and is prepared by PT BNI Asset Management only for information needs and does not constitute a form of offer to buy or demand to sell. All information contained in this document is presented correctly. If necessary, investors are advised to seek professional opinion before making an investment decision. Past performance is not necessarily a guide to future performance, nor is it an estimate made to provide an indication of future performance or trends. PT BNI Asset Management as the Investment Manager is licensed and supervised by the OJK.

BNI Asset Management Profile

PT BNI Asset Management is one of the largest asset management companies in Indonesia with experience over 20 years since its establishment as the asset management division of PT BNI Securities in 12 April 1995. The company spun off from PT BNI Securities in 2011, and had earned its license as Investment Manager from Bapepam-LK (No. KEP-05/BL/MI/2011, dated 7 July 2011). Currently, the company is managing 80 (eighty) mutual fund products.

Investment Objectives

Get an added investment value that is equivalent to the stock price performance of the Pefindo I-Grade Index.

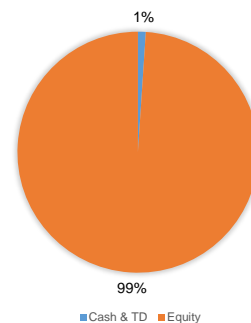
Investment Policy

Minimum 80% on equity instruments.
Maximum 20% on cash and/or domestic money market instruments.

Top 10 Underlying Securities

| | |
|--------|---------------|
| EQUITY | BBCA (21.29%) |
| EQUITY | BMRI (18.64%) |
| EQUITY | BBRI (18.15%) |
| EQUITY | TLKM (10.54%) |
| EQUITY | TPIA (8.70%) |
| EQUITY | BBNI (6.03%) |
| EQUITY | MDKA (1.88%) |
| EQUITY | BRPT (1.85%) |
| EQUITY | MBMA (1.54%) |
| EQUITY | HEAL (1.23%) |

% Portfolio Composition



Custodian Profile

Standard Chartered Bank (Jakarta Branch) has been approved as custodian based on the Decree of the Chairman of the Capital Market Supervisory Agency Number Kep-35/PM.WK/1991 since June 26th, 1991, and is therefore registered and supervised by The Financial Services Authority (OJK).

Fund Performance vs Benchmark (Cumulative)

