

Mandiri Investa Dana Obligasi Seri II (Class A)

Fixed Income Fund

NAV/Unit IDR 1.598,75

Reporting Date

28 February 2025

Effective Statement

S-3188/PM/2004

Effective Date

14 October 2004

Custodian Bank

Deutsche Bank AG

Inception Date

08 December 2004

Total AUM

IDR 409,75 Billion

Total AUM Share Class

IDR 460,36 Billion

Currency

Indonesian Rupiah (IDR)

Pricing Frequency

Daily

Minimum Initial Investment

IDR 10.000

Number of Offered Units

5.000.000.000 (Five Billion)

Management Fee

Max. 3% p.a

Custodian Fee

Max. 0,25% p.a

Subscription Fee

Max. 2%

Redemption Fee

Max. 1%

Switching Fee

Max. 1%

ISIN Code

IDN000004009

Bloomberg Code

MANIDOA : IJ

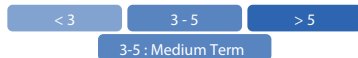
Benefits Of Mutual Fund

- Professional Management
- Investment Diversification
- Investment Value Growth Potential
- Easy investment disbursement

Main Risk Factor

- Risk of Changes in Economic and Political
- Risk of Default
- Risk of Liquidity
- Risk of Dissolution and Liquidation

Investment Period



Risk Period



Description

MIDO 2 Fund Investing in Bonds Instrument with Medium Term and categorized Low - Medium Risk. This Mutual fund's Portfolio carries various risks for investors.

Information on Mutual Fund Ownership

Confirmation letter for subscription, redemption and switching of mutual funds are valid legal proof of mutual fund ownership issued and delivered by the custodian bank. In case there is Securities Ownership (AKSES) facility, Participation Unit Holders could see Mutual Fund ownership through this page <https://akses.ksei.co.id/>.

About Mandiri Investasi

PT Mandiri Manajemen Investasi (Mandiri Investasi) is a separate subsidiary of PT Mandiri Sekuritas established in October 26, 2004. PT Mandiri Sekuritas is Indonesia's leading investment bank and a subsidiary of PT Bank Mandiri (Persero) Tbk., the country's largest state-owned Bank. Mandiri Investasi and/or its predecessors have been managing investment portfolios since 1993, with Business License Number: No. Kep-11/PM/MI/2004. Mandiri Investasi is one of the Indonesia's largest domestic mutual fund, with total assets under management totaling Rp. 43,07 Trillion (as of 28 February 2025).

Custodian Bank

Deutsche Bank AG Jakarta Branch has a license from the OJK to operate as a custodian in the Capital Market based on BAPEPAM Chairman Decision No. Kep-07/PM/1994 dated January 19, 1994 and therefore registered with and supervised by the Financial Services Authority (OJK).

Investment Objective

To provide a relatively stable investment return through investment in Debt Securities and to reduce risk level by selectively appoint the commercial paper issuer.

Investment Policy*

Debt Securities (Government, Other Bonds)
 Bank of Indonesia Certificate, Time Deposits, : 100%
 and Certificates of Deposit
 Money Market : Max. 95%

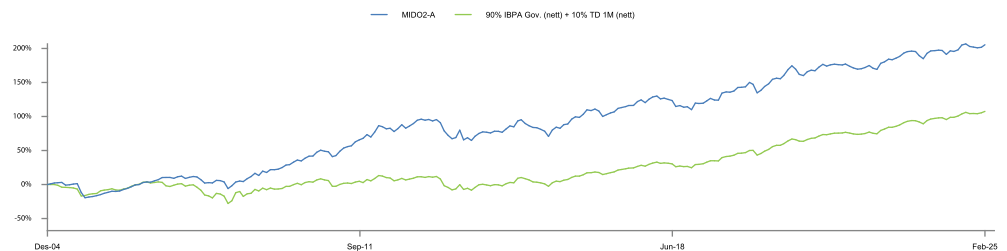
* exclude deposit, cash and equivalent

Portfolio Allocation*

Bonds : 89,18%
 Deposit : 8,15%

* include cash and equivalent

Fund Performance

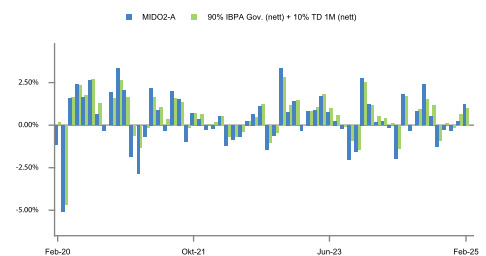


Top Holdings

(In Alphabetical Order)

Bank Tabungan Negara (Persero) Tbk.	Deposit	4,89%
Deutsche Bank Indonesia	Deposit	3,26%
Government	Bonds	89,18%

Monthly Return



Performance - 28 February 2025

	1 Month	3 Months	6 Months	1 Year	3 Years	5 Years	YTD	Since Inception
MIDO2-A	: 1,25%	1,13%	0,13%	2,68%	10,22%	23,53%	1,49%	205,45%
Benchmark*	: 1,01%	1,52%	1,83%	4,82%	17,39%	38,12%	1,67%	107,50%

*Benchmark Description:

Since February 2024: Benchmark change to 990% IBPA Government (nett) + 10% TD 1M (nett)
 Since September 2017 - January 2024 Benchmark change to 90% Bloomberg Indonesia Local Sovereign Index + 10% TD 1 Month (nett)
 Since January 2016 - August 2017 Benchmark using 70% Bloomberg Indonesia Sovereign Index + 30% TD 3 Month
 Since November 2004 - December 2016 Benchmark using MSGBI
 This Total Return data is the result of the calculation of the NAV/UP simulation on Mutual Funds with a profit sharing feature for investors

Highest Month (October 2013) **6,45%**

Lowest Month (August 2005) **-12,78%**

This Mutual fund had the highest performance of 6,45% in October 2013 and reached the lowest performance of -12,78% in August 2005.

Market Outlook

As of February 2025, the U.S. bond market saw significant activity amid economic policy uncertainties. Despite the Economic Policy Uncertainty Index reaching record-high levels comparable to the pandemic era, bond market volatility remained low, with the MOVE Index at its lowest in nearly three years. This indicates a cautious investor stance as they evaluate President Trump's policy direction. Meanwhile, the 10-year Treasury yield dropping nearly 30 basis points, driven by weaker economic data and a shift from risk-on to risk-averse investment strategies. Indonesia's bond market also witnessed notable developments in February 2025, influenced by government initiatives and central bank policies. Indonesian government launched the sovereign wealth fund, Danantara, on February 24, 2025, aims to manage over \$900 billion in state assets, including key state-owned enterprises. President Prabowo Subianto has allocated \$20 billion for initial investments, with the government emphasizing a commercial approach and ensuring transparency through audits to address public concerns. In addition, the government plans to issue bonds to support affordable housing projects in line with President Prabowo's commitment to building 3 million low-cost homes annually. Bank Indonesia (BI) has pledged its support by purchasing government bonds in the secondary market. Furthermore, BI has eased banking reserve requirements for property sector loans, unlocking Rp80 trillion in liquidity for housing loans. Overall, Indonesia's government bond yields remained stable, maintaining a healthy yield spread. These developments highlight a dynamic phase in the bond market, driven by strategic government initiatives and proactive central bank policies aimed at fostering economic growth and strengthening investor confidence.

Fund Bank Account

Deutsche Bank AG
 RD MANDIRI INVESTA DANA OBLIGASI SERI II
 0098434-009

PT Bank Mandiri (Persero). Tbk. Cabang Bursa Efek Indonesia, Jakarta
 REKSA DANA MANDIRI INVESTA DANA OBLIGASI SERI II
 104-000-441-3246

DISCLAIMER

INVESTMENT IN MUTUAL FUND CONTAIN RISK. PRIOR TO INVESTING IN MUTUAL FUND, POTENTIAL INVESTOR MUST READ AND UNDERSTAND THE PROSPECTUS. PAST PERFORMANCE DOES NOT GUARANTEE / REFLECT THE FUTURE PERFORMANCE OF THE FUND. FINANCIAL SERVICE AUTHORITY (OJK) NEITHER GIVE ANY STATEMENT TO APPROVE OR REJECT THE SECURITIES NOR EXPRESS THE ACCURACY OR ADEQUACY OF THE CONTENTS OF MUTUAL FUND'S PROSPECTUS. ANY CONTRADICTORY STATEMENT SHALL BE LEGAL BREACH. MUTUAL FUND IS A CAPITAL MARKET PRODUCT AND NOT A PRODUCT PUBLISHED BY SELLING AGENT/BANKS THE SELLING AGENT OF THE FUND SHALL NOT RESPONSIBLE FOR ANY CLAIM AND RISKS OF THE MANAGEMENT OF THE MUTUAL FUND'S PORTFOLIO BY INVESTMENT MANAGER.

This product information summary does not replace the Mutual Fund Prospectus and prepared by PT Mandiri Manajemen Investasi only for information needs and does not constitute an offer to buy or sell. All information contained in this document is presented correctly. If necessary, investors are advised to seek professional opinion before making an investment decision. Past performance is not necessarily a guide to future performance and is not also an estimate made to give an indication regarding future performance or trends.

PT Mandiri Manajemen Investasi is licensed and supervised by the Indonesia Financial Services Authority (Otoritas Jasa Keuangan) and every product offering is conducted by officers who are registered and supervised by the Indonesia Financial Services Authority (Otoritas Jasa Keuangan)

PT Mandiri Manajemen Investasi

Menara Mandiri 2 Lantai 15, Jl. Jend. Sudirman Kav. 54-55
 Jakarta 12190, Indonesia Call Center: (021) 526 3505



Mandiri investasi



Mandiri.investasi



Mandiri Investasi

Further information and Fund Prospectus can be accessed through our site www.mandiri-investasi.co.id